


Ambu[®] Neuroline Cup



Key Benefits

- Advanced silver/silver chloride sensor ensures uniform high signal quality
- Pre-attached, tangle-free soft lead wires
- Fixation wings for ease of use
- Convenient 2 mm hole allows gel to escape during positioning and permits blunt needle insertion
- Disposable cups and lead wires eliminate the risk of cross-contamination
- Can be used with most popular gels, pastes and adhesives

Recommended applications

- Electroencephalogram (EEG)
- Evoked potentials (EP)
- Polysomnography (PSG)


Ambu[®] Neuroline Cup

Ambu Neuroline single-patient cup electrodes provide consistent and superior signal quality as well as greater convenience.

The Ambu Neuroline cup electrode is one of the first disposable units to feature a high-quality silver/silver chloride sensor.

Due to a thinner coating our cup electrodes demonstrate far lower impedance levels measured over the entire frequency interval. Low impedance minimizes the noise generated by the electrode and thus improves signal quality.

Pre-attached, tangle-free lead wires eliminate signal artefacts due to worn connectors, which significantly reduces preparation time.



Specifications

Dimension	
Diameter of cup (in mm)	10
Height of cup (in mm)	3
Environment	
PVC-free electrode	No
Latex-free electrode	Yes
PVC-free lead wire	No
Latex-free lead wire	Yes
PVC-free packaging	Yes


Materials

Electrode	
Sensor/cup	Polycarbonate (PC)/ABS/Silver/silver chloride (Ag/AgCl)
Assembly part to cup	Phosphor bronze/Polyethylene (PE)
Connection type	1.5 mm touch-proof
Lead-wire core	Copper Tinned
Lead-wire insulation	Polyvinyl chloride (PVC)
Lead-wire connector	Copper Tinned/Polyvinyl chloride (PVC)
Packaging	
Pouches, inner layer	Polyethylene (PE)
Pouches, centre layer	Aluminium (Al)
Pouches, outer layer	Paper
Boxes	Cardboard

Connectors



M = 1.5 mm



Storage temperature

Available configurations

Item No.	Lead wire length		Colour	Shelf life in months (unopened/open pouches)		Packaging		
	cm	inch				pouch	box	carton
726 10-M/10	100	40"	10 different	24	1	10	460	920
726 15-M/10	150	60"	10 different	24	1	10	460	920
726 20-M/10	200	80"	10 different	24	1	10	460	920

Directions

Prepare the scalp using an abrasive. Apply gel, pastes or adhesive on the cup electrode.
Attach the cup on the scalp.

Precautions

Single patient use only. For monitoring and recording biopotential on the skin.

Ambu A/S
Baltorpbakken 13
DK - 2750 Ballerup
Denmark
Tel. +45 7225 2000
Fax +45 7225 2053
www.ambu.com

CE US: Rx only