










Ordering Information

Single Patient Neurology Needle Electrodes


Needle Electrodes Type	Item No.	Length		Caliber		Shelf life in months (in unopened pouches)	Packaging		
		mm	inch	mm gauge no.			Peel Pouch	Box	Carton
Ambu® Neuroline Concentric 	■ 740 25-30/25	25	1"	0.30	30G	36	1	25	400
	■ 740 25-45/25	25	1"	0.45	26G	36	1	25	400
	■ 740 30-35/25	30	1.2"	0.35	28G	36	1	25	400
	■ 740 38-45/25	38	1.5"	0.45	26G	36	1	25	400
	■ 740 50-45/25	50	2"	0.45	26G	36	1	25	400
	■ 740 75-65/25	75	3"	0.65	23G	36	1	25	400
Ambu® Neuroline Monopolar 	■ 742 25-36/40	25	1"	0.36	28G	36	1	40	320
	■ 742 38-36/40	38	1.5"	0.36	28G	36	1	40	320
	■ 742 38-45/40	38	1.5"	0.45	26G	36	1	40	320
	■ 742 50-45/40	50	2"	0.45	26G	36	1	40	320
	■ 742 75-50/40	75	3"	0.50	25G	36	1	40	320
Ambu® Neuroline Monopolar  Pre-attached leadwire: 76 cm (300)	■ 743 25-36/40	25	1"	0.36	28G	36	1	40	320
	■ 743 38-36/40	38	1.5"	0.36	28G	36	1	40	320
	■ 743 38-45/40	38	1.5"	0.45	26G	36	1	40	320
	■ 743 50-45/40	50	2"	0.45	26G	36	1	40	320
	■ 743 75-50/40	75	3"	0.50	25G	36	1	40	320
Ambu® Neuroline Inoject  Pre-attached leadwire: 76 cm (300)	■ 744 25-30/10	25	1"	0.30	30G	36	1	10	160
	■ 744 30-36/10	30	1.2"	0.36	28G	36	1	10	160
	■ 744 35-40/10	35	1.4"	0.40	27G	36	1	10	160
	■ 744 38-45/10	38	1.5"	0.45	26G	36	1	10	160
	■ 744 50-50/10	50	2"	0.50	25G	36	1	10	160
	■ 744 75-55/10	75	3"	0.55	24G	36	1	10	160


Ex: Item No. **740 25 30/25**
 Electrode type Needle length Calibre Needles pr. box

Needle Electrodes Type	Item No.	Lead wire Length		Needle Length	Calibre mm gauge no.	Lead wire Colour	Shelf life in months (in unopened pouches)	Packaging		
		cm	inch					Pouch	Box	Carton
Ambu® Neuroline Subdermal 	745 12-50/24	50	20"	12 0.5"	0.40 27G		60	1	24	384
	745 12-100/24	100	40"	12 0.5"	0.40 27G		60	1	24	384
	745 12-150/24	150	60"	12 0.5"	0.40 27G		60	1	24	384
	745 12-250/24	250	100"	12 0.5"	0.40 27G		60	1	24	384
Ambu® Neuroline Twisted Pair Subdermal 	74612-100/1/20	100	40"	12 0.5"	0.40 27G		60	1	20	160
	74612-150/1/20	150	60"	12 0.5"	0.40 27G		60	1	20	160
	74612-200/1/20	200	80"	12 0.5"	0.40 27G		60	1	20	160
	74612-250/1/20	250	100"	12 0.5"	0.40 27G		60	1	20	160
	74612-100/2/20	100	40"	12 0.5"	0.40 27G		60	1	20	160
	74612-150/2/20	150	60"	12 0.5"	0.40 27G		60	1	20	160
	74612-200/2/20	200	80"	12 0.5"	0.40 27G		60	1	20	160
	74612-250/2/20	250	100"	12 0.5"	0.40 27G		60	1	20	160



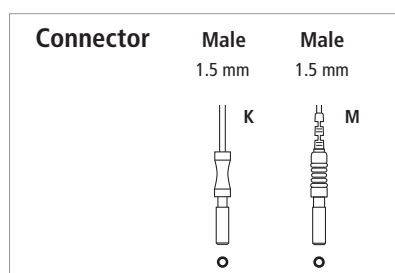
Leadwire colours: 2 different kits each with 5 different colours paired with a black leadwire and the same 5 colours paired with a white leadwire. Each box contains 2 pieces of each pairs.

Ambu® Neuroline Corkscrew	Item No.	Needle length		Calibre mm gauge no.	Lead wire Length	Colour	Shelf life in months (in unopened pouches)	Packaging		
		mm	inch					Pouch	box	carton
	74715-60/24	15 mm	0.6 inch	0.60 mm - 23 G	120 47"	6 different	36	1	24	1152

Cables	Item No.	Lead wire Length		Colour	Shelf life in months (in unopened pouches)	Packaging Pouch	Needle socket	Connector
		cm	inch					
Ambu® Neuroline Concentric Cable 	1741	100	40"	■		1	1.0 mm	DIN (60130-9)
	1742	200	80"	■		1	1.0 mm	DIN (60130-9)

5 pin 240° DIN connector

Ambu® Neuroline Monopolar Cable 	1744	76	30"	□		1	1.0 mm 1.5 mm	(DIN 42 802)
---	------	----	-----	---	--	---	---------------	--------------



Ambu A/S

Baltorpbakken 13
 DK-2750 Ballerup
 Denmark
 T +45 72 25 20 00
 F +45 72 25 20 50
 www.ambu.com